

Pupil Premium Impact Statement 2017-18

What is Pupil Premium?

The Pupil Premium is additional funding provided by the Government to enhance the education of key groups. It is paid to schools for each student who:

- Is recorded as being eligible for Free School Meals in the last 6 years (Ever6 FSM)
- Is looked after (CLA)
- Has a parent serving in the armed forces (SC).

Schools have the responsibility of deciding the most effective use of the funding, in order to provide additional support which will have an impact on the progress of all disadvantaged students. Our Aim:

At Haileybury Turnford School we are committed to ensuring that students who are in receipt of the Pupil Premium achieve at least as well as their peers. The funding we receive is used for initiatives which are designed to overcome barriers to learning and further close the attainment gap which currently exists.

Key PP Action Plan Strands:

- Attendance
- Self-esteem and behavior for learning
- Year 11
- Literacy: Pixl Code and Accelerated Reader
- Learning and Teaching

Year 11 results 2017-18:

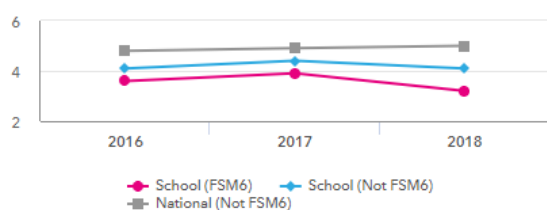
In 2016-17, PP students achieved broadly in line with other students within the school, however in 2017-18 there has been a significant drop in results, which has resulted in a significant gap between PP students and other students within the school.

	Attainment 8	%English and maths at 4+	Progress 8
All pupils	3.8	56%	-0.50
Pupil Premium	3.2	43%	-0.91
FSM (Ever)	3.3	45%	-0.84

This drop has been seen both in attainment and progress and puts the school significantly below floor expectations for Pupil Premium students. Key factors in this dip were the removal of the ECDL qualification, the new exam structures for both academic and vocational qualifications and a year group with a large number of PP students who were either dual registered or on roll but who were no longer actively at the school.

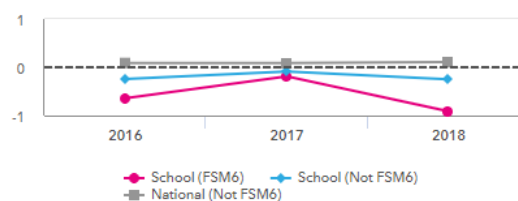
KS4 attainment for disadvantaged pupils 2018

Attainment 8 (Overall)





KS4 progress for disadvantaged pupils 2018

Progress 8 (Overall)



The chart below (taken from FFT Aspire) shows the attainment and progress for all PP groups was below their non-FSM counterparts, and other than girls, students with EHC Plans and Middle Attainers all were below floor target.

Pupils				Attainment			Progress		
				Attainment 8 (Overall) 			Progress 8 (Overall) 		
		FSM6	Not FSM6	FSM6	Not FSM6	Gap	FSM6	Not FSM6	Gap
Summary	All Pupils	47	102	3.2 	4.1 	-0.9	-0.91 	-0.25	-0.66
Gender	Male	26	54	2.9	3.6	-0.7	-1.28	-0.69	-0.59
	Female	21	48	3.5	4.8	-1.3	-0.44	0.25	-0.69
DFE Prior Attainment	Higher attainers	15	27	4.1	5.6	-1.5	-1.47	-0.49	-0.98
	Middle attainers	19	56	3.5	4	-0.5	-0.46	-0.04	-0.42
	Lower attainers	13	13	1.7	1.9	-0.2	-0.9	-0.66	-0.24
SEN Group	SEN Support	9	11	2.5	2.7	-0.2	-1.06	-0.35	-0.71
	EHC Plan	2	-	2.5	-	-	-0.38	-	-
	No SEN	36	90	3.4	4.4	-1	-0.83	-0.2	-0.63
Ethnic Group	White	41	92	3.1	4.1	-1	-0.93	-0.31	-0.62
	Not White	6	10	3.4	5	-1.6	-0.71	0.41	-1.12

PP Outcomes Years 7-10 for 2017-18:

Actions are identified from this data by the subject leader and the line manager. Further work is being done on the accuracy of assessments, and this will be revisited following the summer exams when better benchmarking will be available to help leaders track back expectations.

Year 10:

In terms of attainment, Year 10 PP students are significantly behind all students in relation to gaining English and maths at 4 + or above, with a gap of 11%. At 5+, this narrows considerably and the gap is only 4%.

Attainment	EM at 4+	EM at 5+
ALL (130 students)	33%	17%
PP (39 students)	22%	13%

In terms of progress, there is still a gap between PP and all students in English (GAP: -0.35), however in Maths and Ebacc subjects, PP students are making better progress. This progress is still below all students, especially in Ebacc subjects.

Progress 8	English	Maths	Ebacc
ALL (130 students)	-1.38	-0.41	-0.36
PP (39 students)	-1.73	-0.57	-0.64

Year 9:

In terms of attainment, Year 9 PP students are significantly behind all students in relation to gaining English and maths at 4 + or above, with a gap of 11%. At 5+, this narrows considerably and the gap is only 1%.

Attainment	EM at 4+	EM at 5+
ALL (130 students)	37%	14%
PP (39 students)	26%	13%

In terms of progress, there is still a gap between PP and all students in English (GAP: -0.19), however in Maths and Ebacc subjects, PP students are making better progress than other students at the school.

Progress 8	English	Maths	Ebacc
ALL (130 students)	-1.14	-1.05	-0.6
PP (39 students)	-1.33	-0.98	-0.55

Year 8:

The table below shows the percentages of all students and PP students at or above target grade at the end of the year. This shows that PP students are broadly in line with all and non-PP students, and in several areas PP students are performing better than their non-PP counterparts.

Year 8	Cohort	English	Maths	Science	Geography	History	Spanish
All	125	78%	68%	90%	45%	37%	72%
PP	36	86%	69%	89%	42%	39%	75%
Non PP	89	75%	67%	91%	46%	36%	71%

Year 7:

The table below shows the percentages of all students and PP students at or above target grade at the end of the year. This shows that PP students are broadly in line with all and non-PP students. Key areas to support are in English, Geography and History

Year 7	Cohort	English	Maths	Science	Geography	History	Spanish
All	154	84%	71%	90%	64%	45%	84%
PP	47	81%	70%	89%	60%	49%	83%
Non PP	107	85%	72%	90%	65%	43%	85%

Attendance 2017-18

Overall PP attendance was in line with National averages.