

A Level Accounting – Summer Learning

Welcome to the A Level Accounting Summer Learning pack. This information below will help you gain an insight into the type of work we will be doing next year. All of the learning below is done via SENECA – an online learning platform

Task 1

How do I get on SENECA Learning?

Click here or copy this link directly into your browser <https://www.senecalearning.com/>

Select “students, use for free”

Using the filters on the left-hand side of the screen select

- “Free” under the price filter and
- “BTEC” under the age group filter

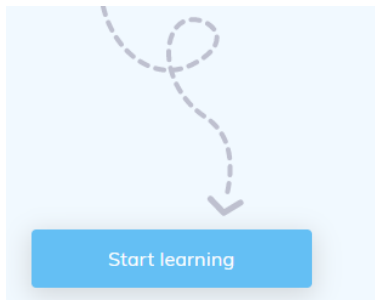
Select “Business: BTEC Level 3” on the right-hand side of the screen. This will give you an excellent introduction into Accounting and Finance

Select “3 Business Finance”

Select “3.1 Sources of finance”

Select “3.1.1 Internal Finance”

Select “start learning” – which should be in the middle of your screen



Task 2

How do I use SENECA Learning?

After you have clicked on “start learning” – please see next page


Read and
take notes



There are
three slides
to watch

Internal Sources of Finance

Internal sources of finance describe the money that is created or raised within a business. The business doesn't need any other stakeholder to get access to this money.



Personal savings

- This is personal money that is invested by the owner of a business.
- It is most relevant for start-up businesses, in which the entrepreneur has saved up to fund his business venture.
- A downside is that it can be very risky for an entrepreneur to put a significant amount of their personal savings into a business. They may not be able to afford this.

Typing speed: x1.0

Continue

The image shows a video player interface. At the top right, it says '1 / 3'. Below the video, there is a title 'Personal savings' and a list of three bullet points. At the bottom right, it says 'Typing speed: x1.0'. At the bottom center, there is a blue 'Continue' button. The video player has a progress bar at the bottom.

Click here to
move
between slide

Once you
have finished
the slides
click here

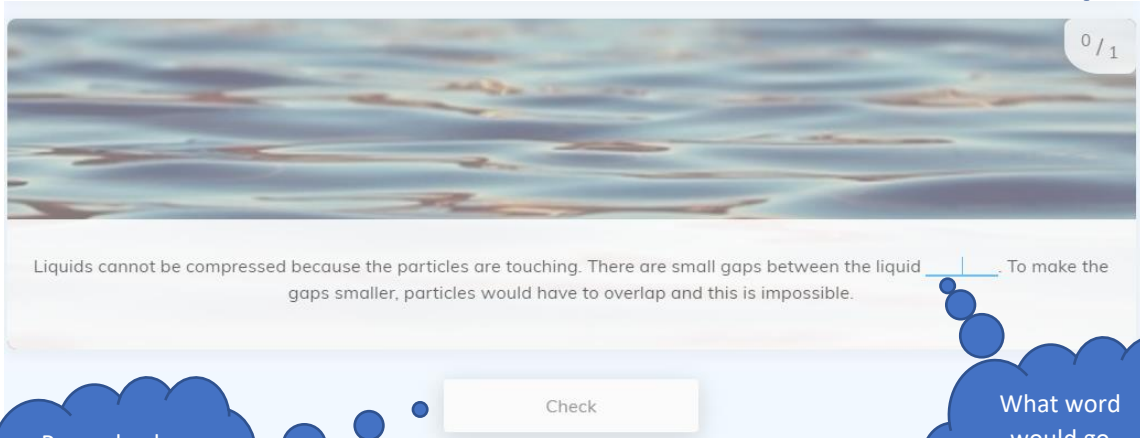
SEE NEXT PAGE

What happens when you click continue?

The computer will assess your learning on what you have completed.

See below

There is one question to answer



0 / 1

Liquids cannot be compressed because the particles are touching. There are small gaps between the liquid _____. To make the gaps smaller, particles would have to overlap and this is impossible.

Check

Press check to see if you go the word right!

What word would go here? Type it in!

Turnover for task 3 details

Task 3

Now that you have learnt how to use SENECA you are required to complete the following sections filling in the grid as you go. There is 15 hours of work below

Task detail	Date started	Date finished	Summary of my learning – what did I learn? What questions do I have for my teacher?
3.1.1 Internal Finance			
3.1.2 External Finance			
3.1.3 External Finance 2			
3.1.4 Sources of Business Finance			
3.2.1 Revenue			
3.2.2 Costs			
3.2.3 Cash and Cash Flow			
3.2.1 Cash and Cash flow 2			
3.2.5 Break -Even Analysis			
3.2.6 Profits			
3.3.1 Balance Sheets			
3.3.2 Income statements			
3.3.3 Liquidity			

Task 4

Extension activities

The Business Environment that all firms operate in have large impacts on the decision making of the business. Complete the following tasks from the same area of SENECA – BTEC Level 3 – these relate directly to Accounting. There is an additional 10 hours of learning below.

Task detail	Date started	Date finished	Summary of my learning – what did I learn? What questions do I have for my teacher?
1.3.1 External Influences			
1.3.2 Political and Legal Change			
1.3.3 Economic Environment			
1.3.4 Social & Technological Environment			
1.3.5 Lifestyle			
1.3.6 Corporate Social Responsibility			
1.3.7 The Competitive Environment			
1.3.8 Innovation			
1.3.9 Risk and Uncertainty			