

Haileybury Turnford

AMBITION • PRIDE • SUCCESS

Year 10 Student Bulletin

Hello Year 10,

I hope you and your families are well and keeping safe in this challenging time.

Well done for this half term. We have had some challenges but you have dealt with them extremely well.

When we return after half term continue to be motivated and dedicated to your education.

Enjoy your well deserved break, we are here if you need anything!

Take care and stay safe

Ms Johnson

Student Quiz: Guess the celebrities!



The last time I was here in 2017, Capitol police were escorting me to central booking for leading a non-violent protest of an immoral budget. This time they just had to show me to my office.



Today I proudly watched my 19 year old son cut off his hair for those who have lost theirs from cancer. It took 2.5 years to grow the 32cm plaits. He is very unassuming, didn't tell anyone why he was waiting so long to do it... his quiet way of making a difference. Proud mummy moment.

Good news from around the globe!



Y10 top achievement point receivers this half term – well done!

Heyden Sookaree
Louie Jaycock
Lleah Wheeler
Aimee Jordan
Ana Hall Alvarez
Mario Cusano
Sila Demir
Emilia Obarowska
Bruno Hascec
Ellie Newman
Kailey Hampton
Jaiden Allen
Eleanor How
Ciara Keilty

German Collective Comes Up With Cozy Idea For People Experiencing Homelessness In The Winter



Year 10 award winners this half term

Healthy and Inclusive

David Hicks

He is completing the 30 miles in 30 day challenge for Mind and has raised over £500

Ambitious and Creative Award

Sultan Gruzal

Antzela Manthou

Meliha Redzhep

Abi Dispirto

For their hard work and determination we work experience placements



Ethical and Kind

Oliver Cross

Jack Gruncell

Leah Wheeler

Jake Mathews

Always accepting and caring towards their peers

Haileybury Turnford

Year 10 Student Bulletin

AMBITION • PRIDE • SUCCESS



Speakers for Schools

There are lots of virtual work experience opportunities available with Speaker for Schools

Remember to apply!

Target Oxbridge

Students have been busy applying for Target Oxbridge!



A message from Miss Gibbins – Assistant Year Achievement Coordinator for Year 10

Hello Year 10,

First of all I would like to say thank you, thank you for all your hard work! I know you have made myself and Ms Johnson proud to be part of your year group. At this moment our lives are all very up and down, but your consistency and passion for your education has exceeded all expectations.

We don't know how long this lockdown will go on for, but I hope that you will all keep going and keep striving to be the best you can be.

I hope you all have a great half term and have a well deserved break. You deserve it!

I look forward to speaking with more of you next half term, and as a Year 10 team we can do anything.

All the best
Miss Gibbins

Haileybury Turnford

Year 10 Student Bulletin

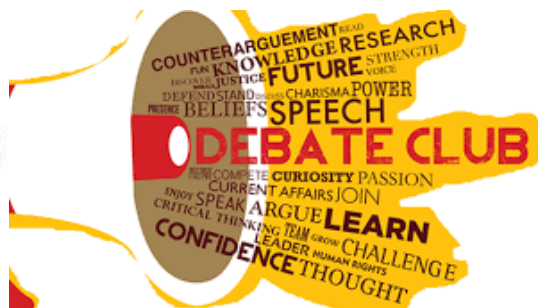
AMBITION • PRIDE • SUCCESS

Spring term form time house competition points update – Year 10

1st	2nd	3rd	4th	5th	6th
Bevan	Turing	Bader	Austen	Shackleton	Pankhurst
60	36	34	32	24	0



We have had a positive start half term with lots of events taking place, well done for the Year 10s contribution to this.



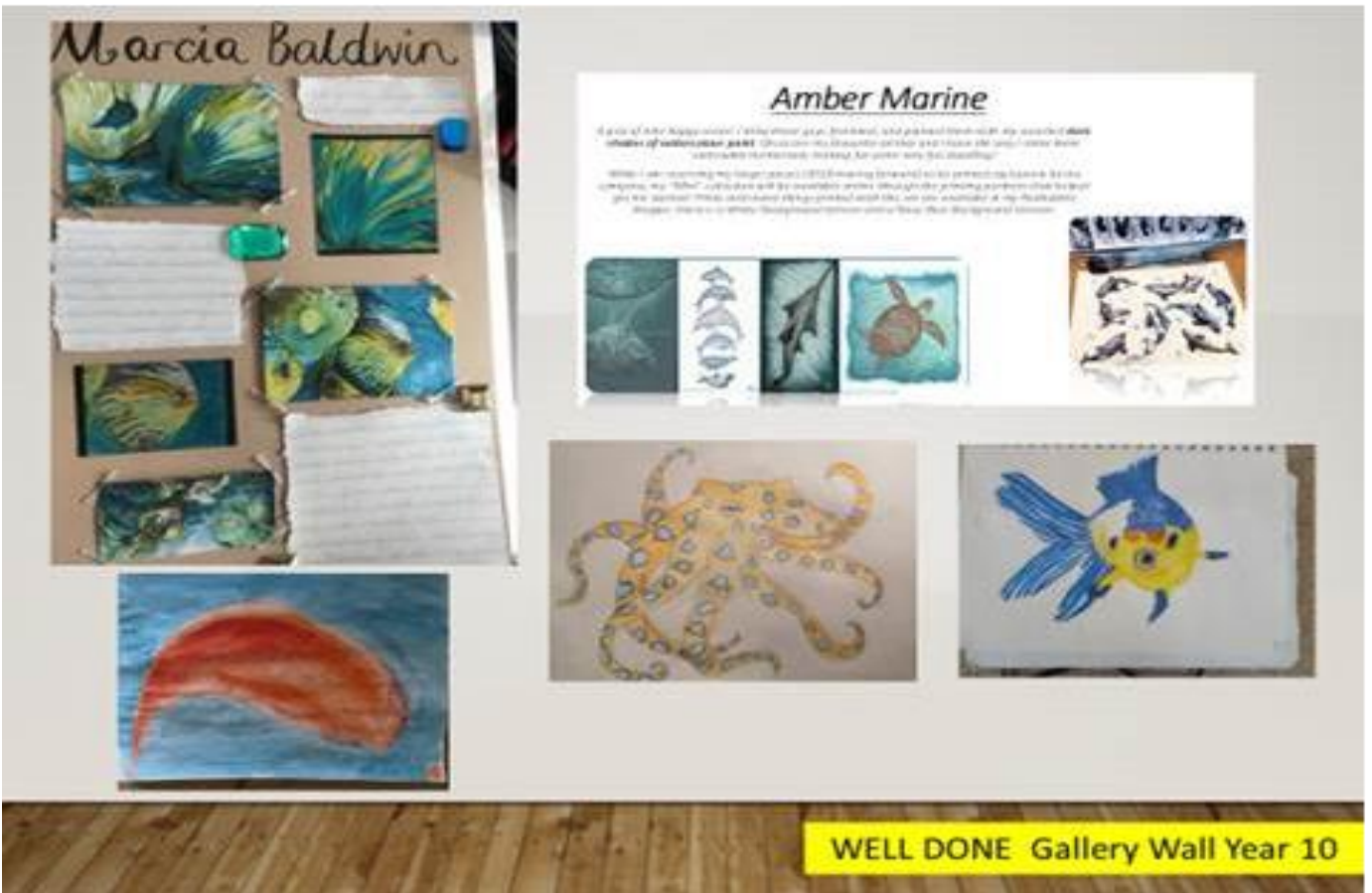
Haileybury Turnford

Year 10 Student Bulletin

AMBITION • PRIDE • SUCCESS

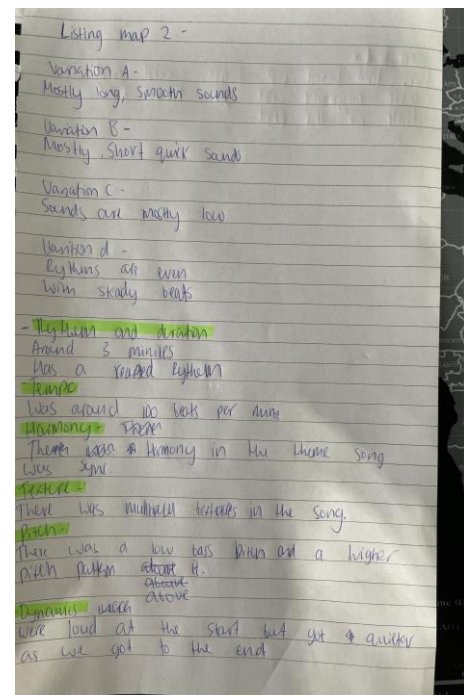

Year 10 work hall of fame

Art



1. This is performed by one guitarist, using technology. How could this have been done?
By pre-recording sections and then blend them together with the one guitarist.
2. What is happening to the layers of sound in the first section (roughly the first two minutes)?
There is a repetition of the cords, layers fade in an out, the dynamic is in crescendo and then diminuendo.
3. How are the melodies heard from 2.00 minutes related to each other?
They are repetitive
4. What happens to the previous material from around 4.30 minutes?
Another melody is introduced and the layers before fade.

Music



Haileybury Turnford

Year 10 Student Bulletin

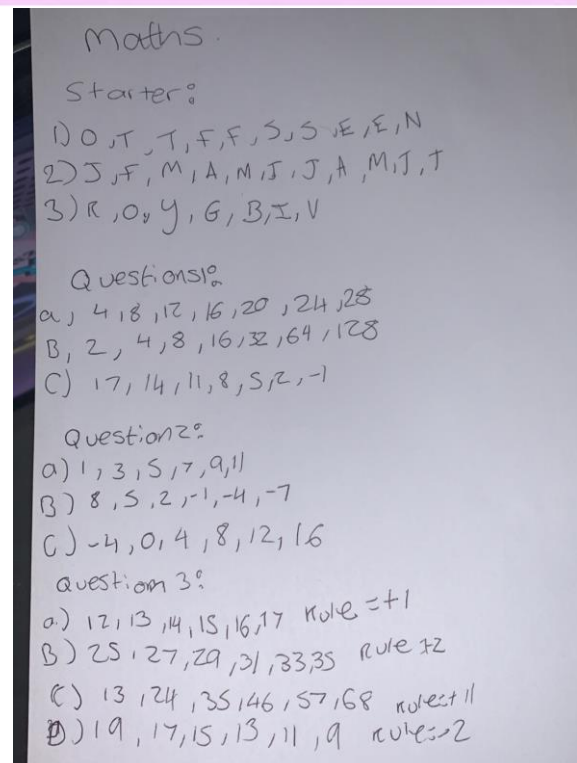
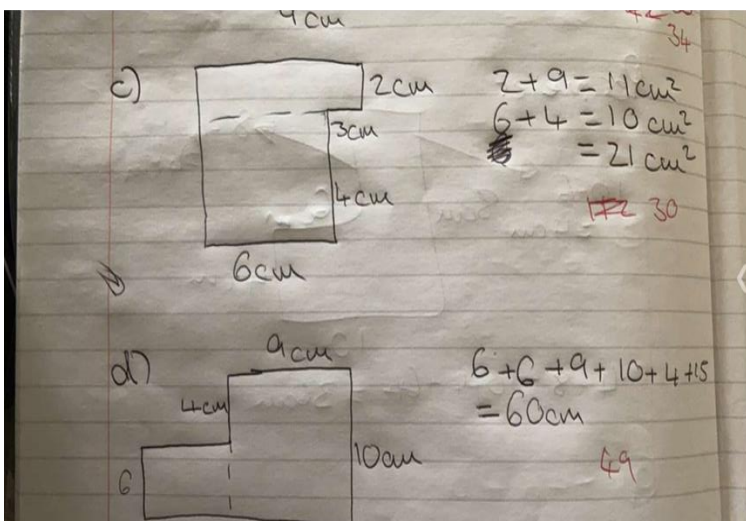
AMBITION • PRIDE • SUCCESS

Year 10 work hall of fame

Art



Maths



Haileybury Turnford

AMBITION • PRIDE • SUCCESS

Year 10 Student Bulletin

Year 10 work hall of fame

Food Technology

Food Tech

Melissa Redden

Name of appetiser: Spider Pizza rolls

Ingredients for my pizza rolls:

1. Pizza Dough (base)
2. Tomato purée (filling)
3. Mature cheddar cheese (filling)
4. Mozzarella cheese (filling)
5. Pepperoni (filling)

Garnish ingredients:

1. Cherry tomatoes
2. Parsley
3. Olives

Spicy honey sauce - ingredients:

1. Honey
2. Chillies

How I created my appetiser:



Final Result:



Evaluation:

My review: I love the way the appetiser tasted. It had a variety of different flavours. All of the garnishments complimented each other very well and the sauce added extra spice which increased the flavour. The appearance of the appetiser is very unique and fun. The aroma was also amazing! I think the way that the food could be improved is by adding more pepperoni and inside and also adding some more salt. I would rate it a 10/10!

Choose a sport. Make a list of the different forms of media that you could use to get information about that sport.

Football:

tv
news
youtube
blogs
newspapers
Mobile phones
applications

Sports
Studies

Describe how the media uses sport to promote itself

Most sports are shown on the media as it is the most accessible place to view anything you want. Whole channels are dedicated to specific sports and some show only sports news, such as Sky Sports News. Sky Sports has dominated sports media for years and doesn't look like it has many serious competitors other than BT Sport and prime video. Before Sky and BT started broadcasting the majority of matches, only specific matches were shown. The FA cup final was shown and around 1 or 2 matches on the weekend. If you wanted to go and see a match, you'd usually have to buy a ticket and watch it live.

Describe how sport uses the media to promote itself

Sport uses the media to promote itself in many ways. They stream their sport almost every day, have dedicated channels and radio stations for fans, and change the sport to make it seem more appealing for viewers watching on TV. They do this by adding music if a big event happens, for example a goal is scored or a player is struck out. They also add animations on screen to make viewing more enjoyable and fun. Sometimes a rule may be changed or a new feature may be added, such as VAR in football and Hawkeye in tennis, to make the sport more accurate and create less controversy online about match fixing and such, overall decreasing the hate of the sport, then increasing the love and viewership for the sport. Most professional teams have social media accounts, to spread news to fans and followers of the club and to advertise their club, drawing more attention towards them and the sport they play. This allows more people to gain knowledge of the club and maybe allow them to play the sport for themselves and watch it on TV.

Haileybury Turnford

AMBITION • PRIDE • SUCCESS

Year 10 Student Bulletin

Year 10 work hall of fame

Logbook 5

How do we examine professional performers work?

In this lesson we were told to work with a partner to understand Oggy as a character rather than the bully in the play and his involvement within the play whilst using his monologue about his outlandish behaviour, we were working in pairs (I was paired with Antzela). My partner and I were able to create this by splitting the scene into two and to show how dramatic and ruthless a character must be Oggy whilst also showing that he is quite insecure that he will lose everything. The purpose of this scene was to educate the audience that whilst Oggy may appear to be a bully and someone who has ruined his future that there is a reason for his aggressive and misanthropic behaviour. We wanted the audience to see Oggy as someone with a backstory but at the same time we constantly alienated the audience on multitudinous occasions. I was able to achieve my target from the previous workshop as I was able to use three flashbacks when Mr. Nixon meets his drama class for the first time as we would pick a line which mentioned it but typically was stage directions after it or the only line that mentioned something happening but did not tell the audience anymore about it. I think the rehearsal went very well this lesson as my partner and I were able to impress the audience of our creativity by including how we changed characters.

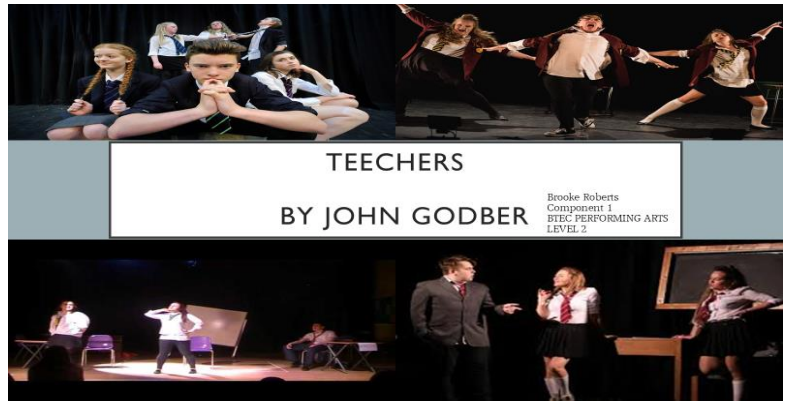
I was able to play Oggy and the narrator which myself and Antzela shared. To show the audience that I was Oggy I movement was mainly myself stomping around very slowly to show how Oggy believed to think that he is better than everyone. Just before I was about to finish my lines, I quickened up my movement to show that he is frantic and petrified of the future or more specifically his future. This was effective because I was able to show that Oggy is not necessarily an important role within Teechers but an annoying recurring character that is very underdeveloped, but this is done to alienate the audience and to allow them to think rather than feel sorry for the character, this helped me to improve my understanding of Brecht's style of drama. I was also able to use gestures to show the audience that Oggy feels no remorse for what he has done, and he cares for only person, himself. This was effective as I was easily able to exaggerate the gestures, I used which I was able to show a very stereotypical view of teenagers. I used the technique synchronised movement to show that my partner and I were playing the same character and that we were no better than the other. This was effective as we were able to show the audience that we were playing the same character but also alienating them at the same time. I was also able to use the technique mime. We did this when the other person was speaking to so firstly the other person was not just standing still waiting for the other person to finish and this highlighted that Oggy had another side to him which was our main message.

My main strength this lesson was my body language, this is because when myself and Antzela changed character we exaggerated it massively to a common, stereotypical, sloppy teenager who does not care about school. This helped the audience understand who was now going to become Oggy and how his attitude remains the same no matter what happens to him.

My main weakness this lesson was not being able to perform everything that I had rehearsed prior to the performance. I think this was because I was either too overwhelmed with nerves which I definitely need to work on or that I did not rehearse the parts enough that I accidentally forgot to do. To improve this/Not do this again in the future I will need to prioritise specific parts or as I previously mentioned, not getting overwhelmed.

I plan to focus on my voice for next lesson as I believe I could have projected my voice a lot more when playing Oggy due to the type of character he is. I will complete this target by either playing a character who is supposed to be a quieter character or by believing in myself a lot more.

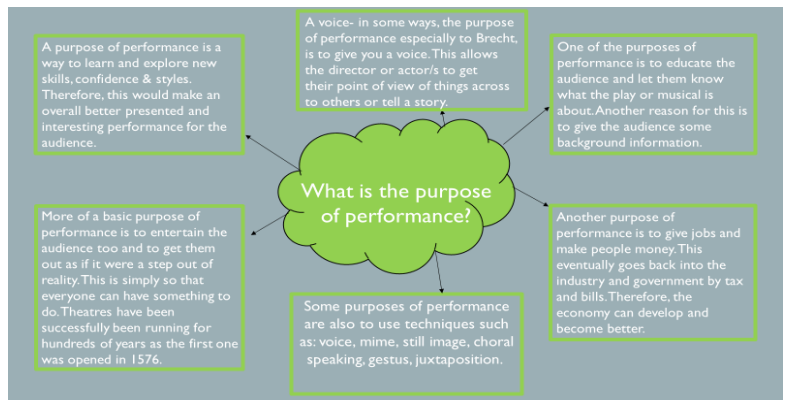
Drama



TEECHERS

BY JOHN GODBER

Brooke Roberts
Component 1
BTEC PERFORMING ARTS
LEVEL 2



JOHN GODBER

John Harry Godber is known mainly for his comedy playwrighting. He was one of the most celebrated performed playwright in the UK. Godber was born on the 18th May 1956 (age 64 years). This was in Upton.

These are Godbers Movies and TV shows: Up 'n' Under, Last Laugh, Thunder Road, Oddsquad, The Ritz, Shakers. Previous awards he has won are: Laurence Olivier Award for Best New Comedy.

John Godber trained as a teacher for drama at Bretton Hall college. Also, he was head of drama in a school (Minsthorpe High School). Godbers plays have been performed across the world and has the celebration of being one of the most performed writers.

Among writing and directing, Godber devised in BBC2 series and My Kingdom for a horse, this was starring Sean Bean. His co-wrote series, Odd Squad shot in Hull and won two British Academy of Film and TV Arts awards.



KEY SCENES OF TEECHERS

One of the key scenes in the play Teechers by John Godber is the music scene with the soundtrack of 'New York' by Alicia Keys and J.C. This is when Oggy Moxon gets up on a chair and sings, which emphasises the teens relationships with school. Then, just emphasises the difference between private and public schools to reinforce the idea that private schools are better than state schools. So, this is another example of poor, some may even say fun, behaviour from the public school. This also really emphasises how teacher and children's relationships are more relaxed and not as strict.

Another key scene from the play is when Oggy and Nixon are in the car and things get heated. Quickly, Nixon loses his temper and punches Oggy. This proves that once again, relationships between students and teachers in state schools are less professional and more friendly. Personally I think that this is an important scene as the slow motion punch tells us what their relationship truly is. This really emphasises to the audience that both types of schools get treated so differently.

Finally, another key scene in Teechers is when Nixon and Basford (deputy head) argue about the fact that Nixon believes all schools should be able to get the best education available, not just the people who can afford it. I found this a really educating scene as it shows viewpoint between two teachers. Godber directed this scene specifically with some drama to get the audiences attention and at the same time educate and show different ways of seeing the situation.